

FLG Lacrosse, Inc.

How to Sync the FLG Calendar with Google Calendars and mobile devices

If you have a gmail account, you can add the FLG Calendar to it, which will allow FLG event dates and times to update live (practice, tournaments, clinics, events, community service, meetings, etc)

First, log into your gmail account. Then browse to **flglacrosse.com**, and click Calendar

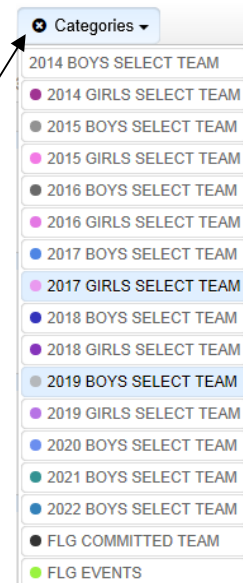


By default, events from all teams will be included.


If you only want to view certain teams' events, click the dropdown, and select one-by-one the teams you want to sync.

Your selections will be highlighted, as shown on the right.

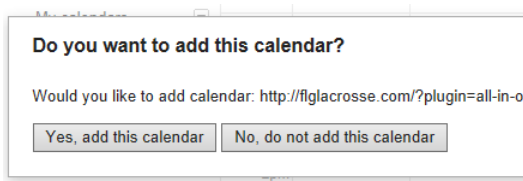
To reset your selections, just click the x next to "Categories".



"Categories"

Once your selections are made, click  at the bottom.

Then, click "Yes, add this calendar" at the confirmation screen below:



FLG Lacrosse, Inc.

You will find the FLG calendar in your “Other Calendars” section. Make sure the box next to it is a color besides white, so the events show up on your calendar.

The screenshot shows the Google Calendar interface. On the left, the 'Add to' menu is open, showing various Google services. The 'Calendar' icon is highlighted. An arrow points from the 'Calendar' icon to the 'Other calendars' section in the main calendar view. In this section, the 'FLG Lacrosse' calendar is selected with a blue checkmark. The main calendar view shows a grid for January 2014, with several events listed, including 'Box Lacrosse' and 'FLG Fusic'.

To sync this calendar with your mobile device, simply add your gmail account to the device.

IMPORTANT!! For iPhone / iPad users:

To sync this calendar with an iPhone / iPad, you will have to browse to the site below from a computer (while logged into gmail), and put a check next to the FLG Calendar, as shown below.

<http://www.google.com/calendar/syncselect>

The screenshot shows the 'Sync Settings' page for Google Calendar. The page is titled 'Sync Settings' and has a subtitle 'Select calendars to sync to your iPhone/iPad/iCal*'. Under the 'My Calendars' section, there is a checkbox for a Gmail account. Under the 'Shared Calendars' section, the 'FLG Lacrosse (Read Only)' calendar is selected with a blue checkmark. An arrow points from the 'FLG Lacrosse' calendar in the previous screenshot to this checkmark. The page has 'Cancel' and 'Save' buttons at the bottom.

If you have any questions, please call or email Joy Winkoff. 516.750.6500 or jwinkoff@flglacrosse.com

FLG Lacrosse, Inc.